

## All-Optical NOT Logic Gate Based on Photonic Crystals

Majid Ghadrnan, Mohammad Ali Mansouri-Birjandi

Faculty of Electrical and Computer Engineering, University of Sistan and Baluchestan

---

### Article Info

#### Article history:

Received Apr 26, 2013

Revised May 29, 2013

Accepted Jul 5, 2013

---

#### Keyword:

NOT logic gate  
Photonic crystal  
Ring resonator

---

### ABSTRACT

A novel scheme for implementation of all-optical NOT logic gate based on photonic crystal ring resonator has been proposed. Photonic crystal is comprised of two-dimensional square lattice of dielectric rods in air substrate. Indium phosphide with a refractive index of 3.1 is adopted as the material of the rods. The finite difference time domain (FDTD) and plane wave Expansion (PWE) methods are used to analyze the behavior of the structure. The simulation results show that the contrast ratio is 10.97dB for NOT gate. Moreover, the operational wavelength of the input ports is 1.55 $\mu$ m. Since the structure has a simple geometric shape with clear operating principle, it is potentially applicable for photonic integrated circuits.

*Copyright © 2013 Institute of Advanced Engineering and Science.  
All rights reserved.*

---

### Corresponding Author:

Majid Ghadrnan,  
Faculty of Electrical and Computer Engineering,  
University of Sistan and Baluchestan, Zahedan, Iran.  
Email: majid.ghadrnan@mail.usb.ac.ir

---

## 1. INTRODUCTION

All-optical logic gates are key components in all-optical signal processing techniques. In recent years, the demands for all-optical signal processing techniques in telecommunication systems are rapidly increasing. It is now accepted that digital electronics is not able to respond to these demands in the future. In order to response this demands, many efforts have been performed. All-optical logic gates with high performance speed play a main role in signal processing and optical networks. Different structures have so far been presented to recognize the performance of all-optical logic gates. Initially, all optical logic gates based on semiconductor optical amplifier properties (SOA) were reported [1]-[3]. However, some limitations such as latency time, power consumption, speed and size of these structures cause it is used less. Various proposed structures differ in the design, material, structure, operation wavelength, operation speed, power consumption and easy to integrated. In order to optimize these characteristics All-optical logic gates based on photonic crystal was considered and investigated.

Photonic crystals are dielectric material that the dielectric constant is periodically varied in space. The light waves could not propagate through the photonic crystals for some frequency ranges, this frequency range is called forbidden band gap. The structures of photonic crystal logic gate benefits various characteristics of photonic crystals [4]-[13].

In this paper, the performance of all-optical NOT logic gate based on photonic crystals ring resonator has been published. Photonic crystal structure is made up of square lattice of dielectric rods in air substrate. The distinction between logical "zero" and "one" is improved and power consumption has also been declined in this scheme. One of the important characteristics in integrating photonic crystal structures is the identicality of wavelength for optical signal. As we will see onwards, this structure has the potentiality to be applied in photonic integrated circuits. Electromagnetic wave propagation in the time domain was simulated using Finite difference time domain (FDTD) and photonic bad gap has been calculated using plane wave expansion (PWE) [14]-[15].

## 2. OPERATION PRINCIPLE AND STRUCTURE ANALYSIS

In this paper, we propose a NOT logic gate based on two dimensional square lattice photonic crystals composed of cylindrical Indium phosphide (*InP*) rods of dielectric constant of 9.61 ( $\epsilon_r=9.61$ ) in air substrate as shown in Figure 1. The dispersion diagram of this material for rods radius equals  $r=0.2a$ , which  $a$  is the lattice constant has been calculated using plane wave expansion. The dispersion diagram of the concerned structure for TM modes has been shown in Figure 2.

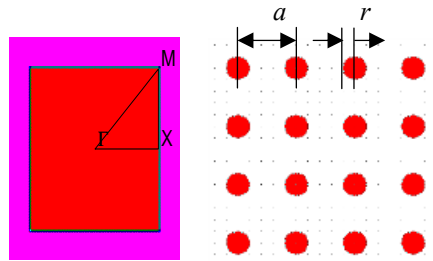


Figure 1. (Color online) An array of two dimensional square lattice photonic crystal composed of cylindrical Indium phosphide rods in air, where  $r$  is the radius and  $a$  is the lattice constant of the Indium phosphide rods, respectively.

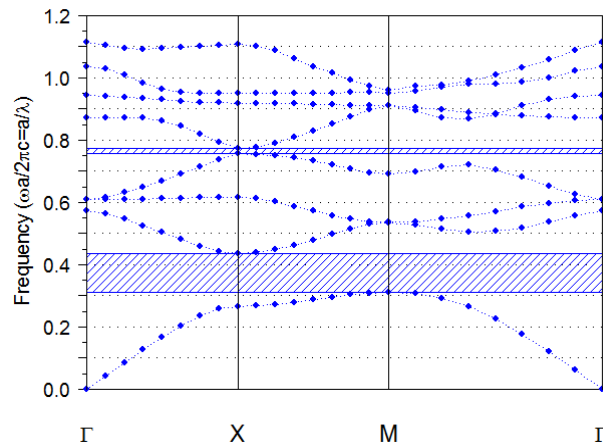


Figure 2. (Color online) Band diagram in a square lattice of Indium phosphide rods ( $\epsilon = 9.61$ ) in the air substrate for TM modes.

According to the band diagram, a good forbidden band gap was obtained in the normalized frequency range of  $0.3116 \leq \omega/a \leq 0.4365$  for TM mode. Therefore, band gap width is 0.1249 and normalized central frequency of band gap ( $a/\lambda$ ) is 0.37405.

The schematic diagram of the proposed NOT logic gate is shown in Figure 3. Since, the output is ON when the input is OFF for NOT logic gate, therefore we need to a control signal for designation of this gate. In the concerned structure, the inputs are shown with  $I$  and  $C$  and the output is shown with NOT. The input light comes from  $I$  port and the control signal comes from  $C$  port. The control signal has the same power of input ( $P_0$ ) and will applied to the  $C$  port whether the input be ON or OFF. In the concerned structure the ring radius is  $3a$  and rods radius is  $0.2a$ . Four rods were put in the corners of the ring in order that the effect of inverse scattering of waves in the corners of the ring is removed and resonance performance inside the ring is done easily. The dimension of the structure is about  $12\mu\text{m} \times 12\mu\text{m}$ .

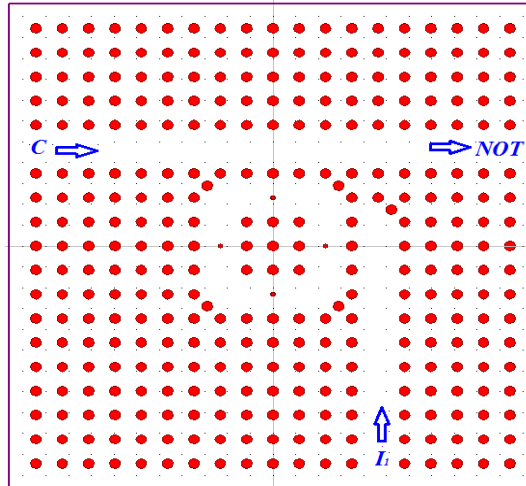


Figure 3. (Color online) Schematic structure of proposed NOT gate.

To obtain resonance frequency of the ring, the transmission spectra should be studied. The normalized transmission spectra of the structure has been shown in Figure 4. The resonant frequency of the ring resonator is in  $0.376a/\lambda$ . Therefore, since the presented structure has been designed for the application in 1550nm wavelength, the structure lattice constant is achieved  $a=0.5943\mu\text{m}$ .

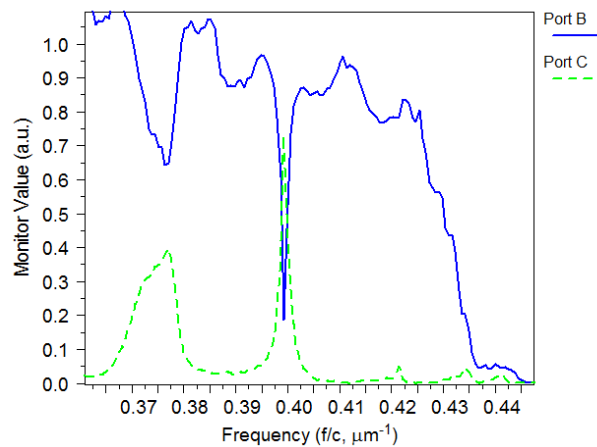


Figure 4. (Color online) The transmission spectrum of the ring resonator.

### 3. RESULTS AND ANALYSIS

The computational simulation is carried out by using a finite-difference time-domain (FDTD) method for the different combinations of the inputs. On the condition that the input port ( $I$ ) is "OFF", the control signal ( $C$ ) makes the output to be "ON". At the other hand, when the input port ( $I$ ) is "ON", the light comes from this port, will be coupled in the resonator due to the fact that the light is inserted with a resonant wavelength. In this state, the control ( $C$ ) and input beams interfere destructively. Figure 5(a) shows the distribution of electrical field when the input is "OFF". In this case, as the output power level in Figure 5(b) shows, the time of achieving NOT output to constancy is 0.4ps and its power level is  $0.96P_0$ , which has been regarded equal to logical level of "zero". Figure 6(a) shows the distribution of electrical field when the input is "ON". In this case, as the output power level in Figure 6(b) shows, it remains in its constant state after 0.84ps to the output power of  $0.08P_0$ , which has been considered as logical "zero". The presented design has the potentiality for the implementation of all-optical NOT logic gate.

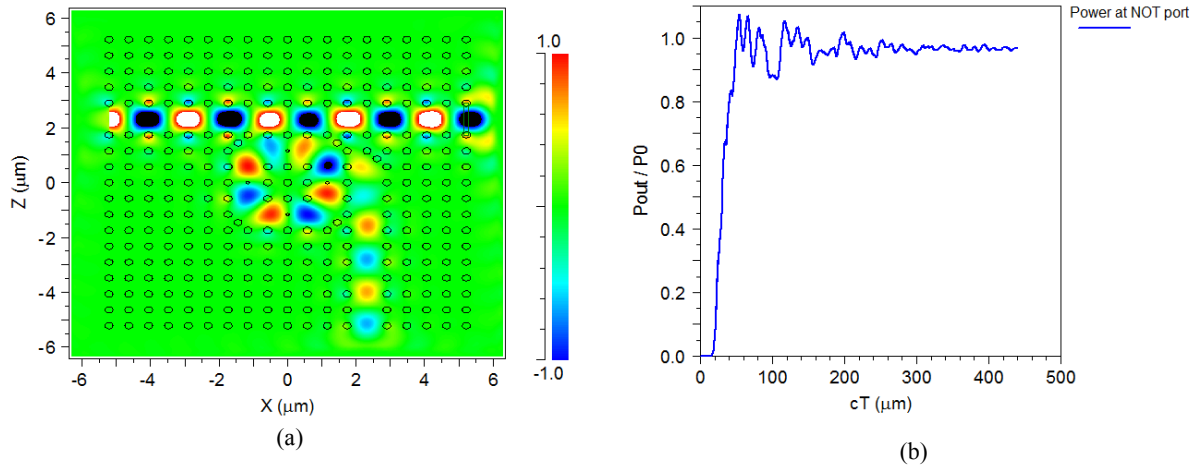


Figure 5. (Color online) a) the distribution of electrical field when the input is OFF, b) its output power level.

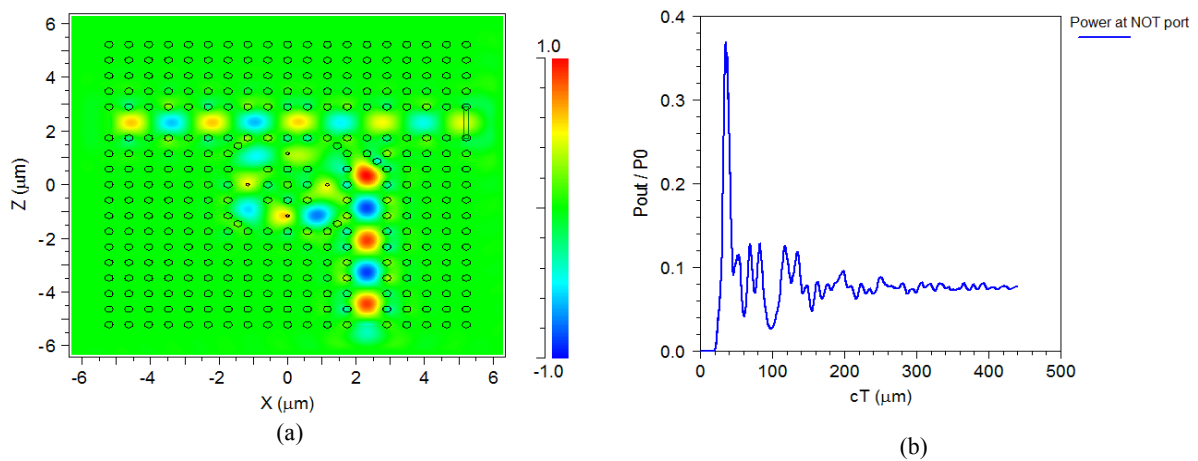


Figure 6. (Color online) a) the distribution of electrical field when the input is OFF, b) its output power level.

Table 1 shows the level of output power of NOT logic gate. Also, given the power levels, the ratio of the contrast between logical "zero" and "one" for NOT gate equals to 10.79dB. The maximum time to reach a steady state of different combinations for the NOT operator is 0.84ps. As a result, the speed of structure operator is obtained as 1.19Tb/s.

Table 1. Truth Table and Consumed Power of the Proposed NOT Gate

I		C		NOT		T <sub>d</sub> (ps)
Logic level	P	Logic level	P	Logic level	P	
0	0	1	P <sub>0</sub>	1	0.96P <sub>0</sub>	0.4
1	P <sub>0</sub>	1	P <sub>0</sub>	0	0.08P <sub>0</sub>	0.84

#### 4. CONCLUSION

A design for the implementation of all-optical NOT logic gate based on ring resonator of photonic crystal has been reviewed in this article. Photonic crystal is comprised of two-dimensional square lattice of dielectric rods in air substrate. The application structure in 1.55μm wavelength was designed and its lattice constant is achieved a=0.5943μm. The operation speed of structure equals to 1.19Tb/s and the contrast ratio between logic "Zero" and "One" levels was achieved 10.79 dB and 5.67 dB. Since the structure has a certain

performance with optimum dimension of almost  $12\mu\text{m} \times 12\mu\text{m}$ . Therefore, the presented design has the potentiality to be applied in optical integration circuits.

## REFERENCES

- [1] T Houbavlis, et al. "10 Gbit/s all-optical Boolean XOR with SOA fiber Sagnac gate". *Electron. Lett.* 1999; 35: 1650-1652.
- [2] H Soto, et al. "All-Optical AND gate implementation using cross polarization modulation in a semiconductor optical amplifier". *IEEE Photon. Technol. Lett.* 2002; 14: 498-500.
- [3] JY Kim, et al. "All-optical multiple logic gates with XOR, NOR, OR, and NAND functions using parallel SOA-MZI structures: Theory and experiment". *J. Light wave Tech.* 2006; 24: 3392-3399.
- [4] Y Zhang, et al. "Optical switches and logic gates based on self-collimated beams in two-dimensional photonic crystals". *Opt. Express.* 2007; 15: 9287-9292.
- [5] XS Christina, et al. "Ultra fast computing using photonic crystal based logic gates". (*IJCSIS*) *International Journal of Computer Science and Information Security.* 2010; 8: 152-155.
- [6] Y Ishizaka, et al. "Design of all-optical XOR and AND logic gates based on multi-mode interference devices". In *the International Conference on Laser & Fiber-Optical Networks Modeling*, Ukraine, Sept 12-14, 2010.
- [7] ZH Zhu, et al. "High-contrast light-by-light switching and AND gate based on nonlinear photonic crystals". *Opt. Express.* 2006; 14: 1783-1788.
- [8] AT Rahmati, and N Granpayeh. "Design and simulation of a switch based on nonlinear directional coupler". *Optik.* 2010; 121: 1631-1634.
- [9] P Andalib, and N Granpayeh. "All-optical ultra-compact photonic crystal NOR gate based on nonlinear ring resonators". *J. Opt. A, Pure Appl. Opt.* 2009; 11: 085203.
- [10] J Bai, et al. "Photonic crystal NOT and NOR gates based on a single compact photonic crystal ring resonator". *Appl. Opt.* 2009; 48: 6923-6927.
- [11] MA Mansouri-Birjandi, et al. "Ultrafast low threshold all-optical switch implemented by arrays of ring resonators coupled to a Mach-zehnder interferometer arm: based on 2D photonic crystals". *Appl. Opt.* 2008; 47: 5041-5050.
- [12] M Danaie, and H Kaatuzian. "Design and simulation of an all-optical photonic crystal AND gate using nonlinear Kerr effect". *Opt. Quant. Electron.* 2011; 44: 27-34.
- [13] P Andalib, and N Granpayeh. "All-optical ultracompact photonic crystal AND gate based on nonlinear ring resonators". *J. Opt. Soc. Am. B.* 2009; 26: 10-16.
- [14] JD Joannopoulos, et al. "Photonic Crystals: Molding the Flow of Light". Princeton, New Jersey: Princeton University Press, 2008.
- [15] JM Lourtioz, et al. "Photonic Crystals: Towards Nanoscale Photonic Devices". Verlag Berlin Heidelberg, Springer, 2005.

## BIOGRAPHIES OF AUTHORS



**Majid Ghadrdan** has received his B.Sc and M.Sc degrees in electrical engineering from the University of Sistan and Baluchestan, Zahedan, Iran in 2010 and 2012, respectively. His research interests include optoelectronics, photonic band gap structures and applications of photonic integrated circuits.



**Mohammad Ali Mansouri-Birjandi** received his BSc and MSc degrees in electrical engineering from the University of Sistan and Baluchestan, Iran and the University of Tehran, Iran in 1986 and 1991, respectively. He then joined the University of Sistan and Baluchestan, Iran. In 2008, he obtained his PhD degree in electrical engineering from Trabiati Modares University, Iran. As an assistant professor at the University of Sistan and Baluchestan, his research areas are photonics, optoelectronics, analog integrated circuits, and metamaterial. Dr. Mansouri has served as a reviewer for a number of journals and conferences.